


## SAW BLADES FOR CUTTING CONCRETE - EFFICIENCY, PRECISION AND QUIET OPERATION

Professional prestressed concrete saw blades are a key factor in hollow-core slab cutting. The blades are tailored to meet customer- and factory-specific requirements, based on the customer's machinery, concrete mix design and aggregates.

We continuously optimize the overall solution to suit Nordic aggregates and mix designs, both for different market regions and individual customers.


Saw blades designed for hollow-core slab cutting are delivered directly from our warehouse.

Additional diameters are available upon request. The design of the bore holes is customized according to the type of cutting machine.



### STANDARD DIAMETERS AND DIMENSIONS

Diameter (mm)	L (mm)	T (mm)	H (mm)
600	40	6.0	12
650	40	6.0	12
700	40	7.0	12
750	40	7.0	12
800	40	7.0	12/15
850	40	7.0	12/15
900	40	8.0	12/15
1000	40	8.0	12/15
1100	40/24	8.0	12/15/20
1200	40	9.0	12/15
1300	40	9.0	12/15
1350	40	9.0	12/15




## SAW BLADES FOR CUTTING CONCRETE - EFFICIENCY, PRECISION AND QUIET OPERATION


**Most common bore sizes** available from stock:

- 60 mm + 2 additional pin holes
- 100 mm
- 130 mm + 6 additional pin holes

Other sizes are available upon request.



D60mm



D130mm

**Factors affecting cutting speed:** slab thickness, curing stage, aggregate type, and strand reinforcement. Optimal speed (limestone aggregates):


- 200 mm slab: 1.8–2.0 m/min
- 500 mm slab: 0,5–0,8 m/min

**Factors affecting blade life:** aggregate type, curing stage, and maintenance condition of the machine.

**Measured noise levels:** using a 1100 mm saw blade on an ELEMATIC saw during cross-cutting.

- **Normal core:** Solid steel body – most economical, stable in cutting – **102-105 dBA**
- **DTS core:** Laser-cut slots for noise reduction – approx. 15–20% more expensive, moderate damping – **100-102 dBA**
- **DTE core:** Laser-cut slots filled with epoxy – significant noise reduction – **97-99 dBA**
- **LN (Sandwich) core:** Copper foil between two steel layers – best noise reduction, approx. 50% more expensive – **94-97 dBA**

We offer several **segment grades** tailored to the customer's working conditions and the concrete aggregate. GE LINE technology represents an innovative bonding system that enables higher productivity (speed, blade life) and is environmentally friendly (free of heavy metals). For maximum efficiency, we combine the bonding system with the correct segment shape and internal structure.



## OUR SERVICES FOR INDUSTRIAL NEEDS

### KP CRANES

#### INDUSTRIAL AND OVERHEAD CRANES

There are various lifting needs in the industry for which we can find an agile and reliable solution, even custom-made if necessary. Our smart solutions for crane lifecycle management support data-driven decision-making. With our crane remote monitoring services, you are informed of upcoming crane maintenance based on the crane's actual use and lifts.

### KP CRANE INSPECTIONS

#### CRANE INSPECTIONS

Predictive maintenance and periodic inspections always provide e.g. a good overall picture of the condition of a overhead crane. Planned maintenance before the inspection ensures that there are no issues requiring separate service visits. This way, both risks and costs are anticipated and managed, while also ensuring the uninterrupted operation of the crane.

### KP SERVICE

#### INDUSTRIAL MAINTENANCE

At the core of our expertise is still the maintenance of production plants, focusing on equipment maintenance and spare parts services for the precast concrete industry, as well as modernizations. Additionally, you can benefit from our professional expertise in various heavy industry projects and shutdowns.

### KP PARTS

#### SPARE PARTS AND CONSUMABLES

High-quality spare and consumable parts enable successful maintenance for your equipment, ensuring safe operation and a long lifespan. Our spare parts service offers fast delivery times and good availability, helping you optimize the maintenance window. Our range includes spare and consumable parts for hollow core casting machines, production equipment, and industrial cranes.

Fast and high-quality service is ensured by strong local expertise and our comprehensive service network. KP-ServicePartner Oy is a Finnish family owned company, which was established in 2003. We operate in 14 locations in Finland, employing around 100 industrial professionals.

